



PRE-UNI NEW COLLEGE

Head Office: 5 The Crescent, Strathfield NSW 2135 PH: 9746 7000 FAX: 9746 6999
 Email: info@newcollege.edu.au Website: nsw.newcollege.com.au / www.cyberschool.com.au

Welcome to Pre-Uni New College Cyberschool!

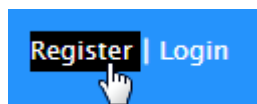
Cyberschool is a special e-learning website (www.cyberschool.com.au) hosted by Pre-Uni New College and provides the extensive educational services to help students revise their entire Pre-Uni New College class work. Students can register for their own Cyberschool account to access its services.

Services vary depending on the course registered, and each service has its due date so students should enjoy all provided services until expiry as there is no extension.

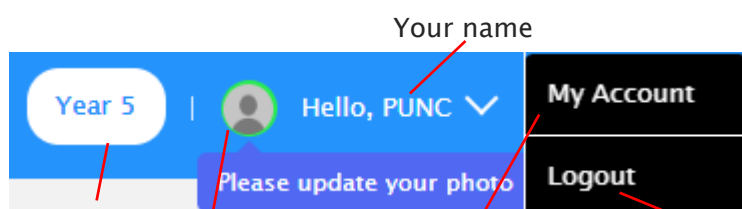
	Service Found At
<p>Once registered Year 5 WEMT Course, students can:</p> <ul style="list-style-type: none"> ➤ download Module Answers during the term. 	<p>MY COURSES > WEMT > Material</p>
<ul style="list-style-type: none"> ➤ watch Video Lessons for revision within given period. 	<p>MY COURSES > WEMT > Video Lesson</p>
<ul style="list-style-type: none"> ➤ Attend Online Live Lesson session for revision within given period. 	<p>MY COURSES > WEMT > Live Lesson Link</p>
<ul style="list-style-type: none"> ➤ try online quizzes (S.O.Q) to revise their module concepts during the term. ➤ try weekly Vocabulary Tests to assess knowledge of the meaning and use of the words during the term. ➤ try weekly TS/MR Homework Questions for extra practice during the term, and attempt revision tests until the last day of next holiday. ➤ try weekly S-Maths Homework to develop strong mathematical skills during the term. ➤ try WEMT Re-Writing on Review weeks and get additional feedback. (Standard WEMT Advanced ONLY) ➤ try weekly Novel Study Homework and Reading Comprehension for more practice on English study during the term. 	<p>MY COURSES > WEMT > Online Homework</p>
<ul style="list-style-type: none"> ➤ attempt online Term Test on Week 8. 	<p>Term Test</p>
<ul style="list-style-type: none"> ➤ try GA Practice for Scholarship Test, Reading 310 and Master 27ES for more practice during the term. 	<p>EXTRA RESOURCES > GA for Scholarship / Reading 310 / Master 27ES</p>

How can I get my Cyberschool account?

1. Go to www.cyberschool.com.au.
2. Click 'Register' on the top right corner of the main page.



3. Enter your student id number, date of birth and email address in the registration fields. Click the 'Submit' button.
4. Once you have submitted, you will be given a verification email, where it will contain the activation link.
5. Check your email inbox to find the verification email from the Cyberschool team. If you can't find it in your inbox, check the junk folder. It will be there, if so, unmark it as junk.
6. Click on the activation link. If the link doesn't work, copy and paste the link into the address bar of your internet browser and press the enter key.
7. The link will open a window for password creation (Sign Up) page. Enter your desired password twice in the following fields and click Submit.
8. Once registered, you will be logged into the site. The login status bar is located on the top right of the page which looks like Fig 1 below. If you want to log out, click 'Logout'.
9. Next time you want to log in, click 'Login' and enter your student number and password.



Your grade

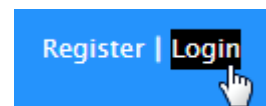
Click the icon to update your photo

My account information

Click here to log out

I forgot my password.

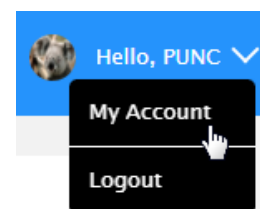
1. Click 'Login' at the top right of the page.



2. Click 'Forgot your password?' menu next to the Login button.
3. Enter your student id number, date of birth, email address and click 'Submit'.
4. Check your email account for your temporary password.
5. Log on to the Cyberschool with your temporary password.

How can I change my password?

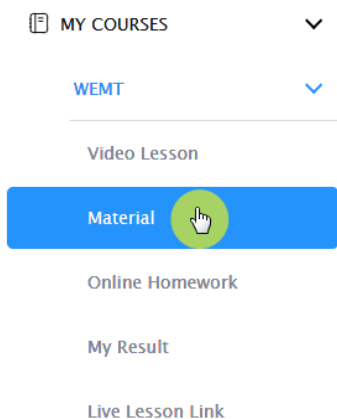
1. Log on to the Cyberschool and click 'My Account' on the top right corner of the main page.



2. Click 'Change my password' menu and enter new password twice then click 'Submit'.
3. A confirmation message will appear.

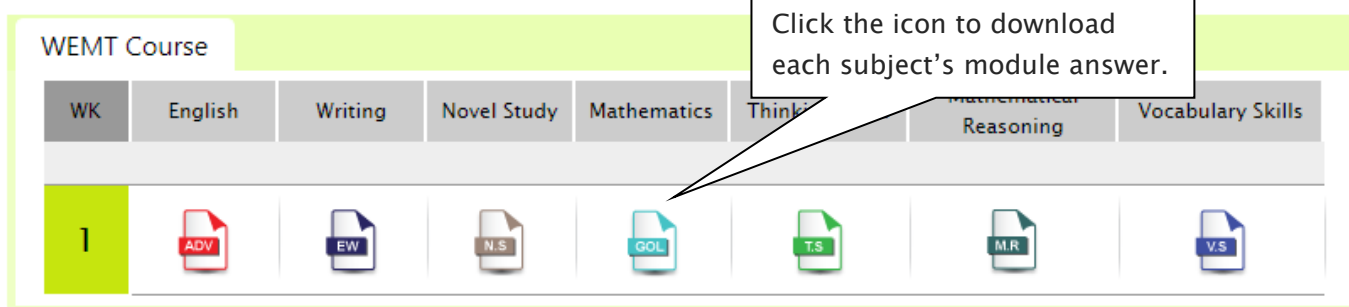
How to Download Module Answers

1. Go to 'Material' below 'MY COURSES > WEMT' on the menu bar.

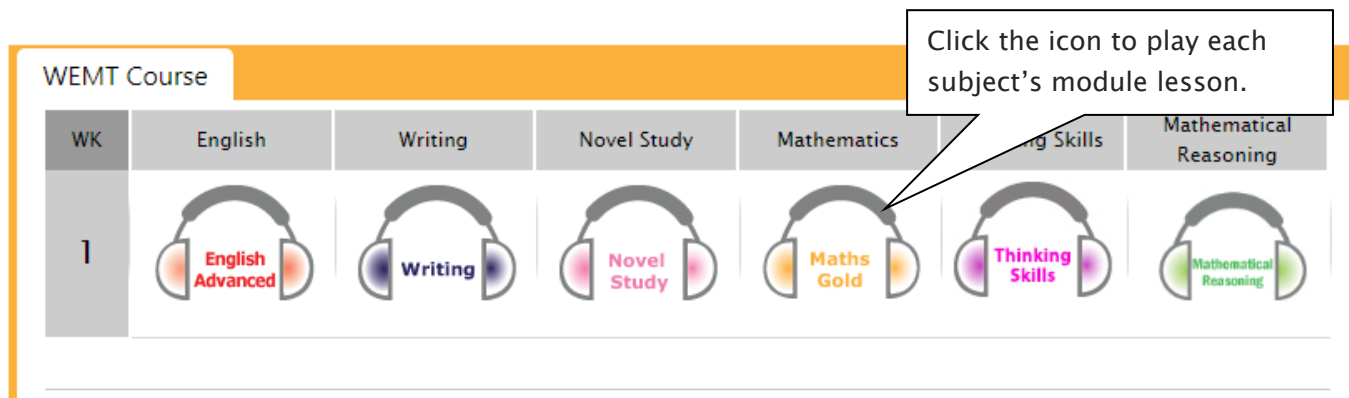


2. [Fig. 1] Click on the answer icon for the desired subject and the file download will start.
3. Module Answers will expire at the end of next holiday. Please note the date and remember to access them when available.

[Fig. 1]

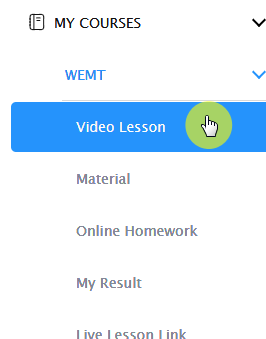


[Fig. 2]

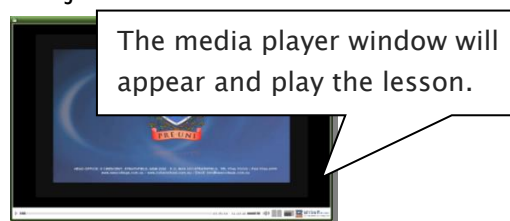


How to View the Video Lessons

1. Go to 'Video Lesson' below 'MY COURSES > WEMT' on the menu bar.



2. [Fig. 2] Click on the lesson icon for the desired subject.



3. Each Video Lesson will be available for **three weeks** from every Saturday for the corresponding module.

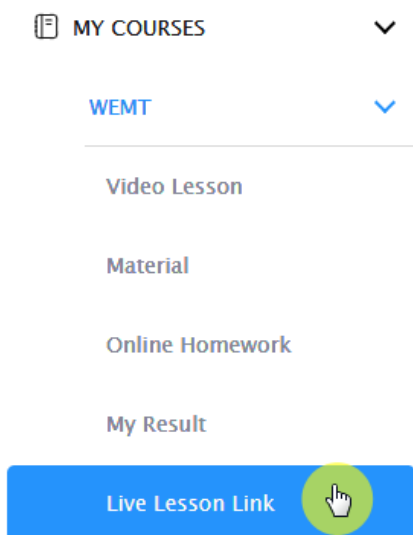
What is Online Live Lesson?

To boost WEMT learning, Year 4–6 WEMT course students (both Standard and Cyber options) will be able to attend bonus online live lessons (**Tuesday: English / Wednesday: Maths / Thursday: MR&TS**) alongside regular WEMT class and video lessons.

The lesson registration link will be activated every Saturday and lesson will be provided on designated day/session.

How to Attend Online Live Lesson

1. Go to 'Live Lesson Link' below 'MY COURSES > WEMT' on the menu bar.
2. [Fig. 1] Click the button to register session. Click the green Register button and fill in the quick form.
3. Check the email for confirmation with Zoom link for the lesson. When it's time, simply click the Zoom link and join the session.



[Fig. 1]

A screenshot of a table titled 'WEMT Course'. The table has three columns: 'Session Name', 'Date & Time', and 'Link'. There are three rows of data, each representing a live lesson session for 'Week 1'. Each row has a green 'Register' button in the 'Link' column. A callout box with a pointer to the first 'Register' button contains the text: 'Click the button to register session for corresponding week.'

	Session Name	Date & Time	Link
Week 1	WEMT Tuesday English Live Lesson		Register
Week 1	WEMT Wednesday Maths Live Lesson		Register
Week 1	WEMT Thursday TS&MR Live Lesson		Register

What is S.O.Q?

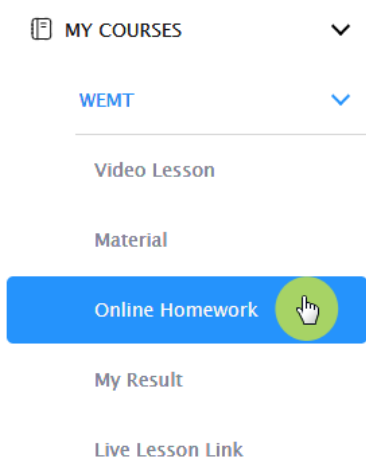
The **S.O.Q** (Special Online Quiz) service will enable students to practise their revision questions online at their own pace.

4 quizzes will be uploaded in weeks **2** (Modules 1&2), **4** (Modules 3&4), **6** (Modules 5&6) and **8** (Modules 7&8) of the course. Each quiz will have 10 Maths, 10 English and 10 Thinking Skills questions. Complete all S.O.Q is strongly encouraged for students, as these quizzes are helpful to build up a solid foundation in each area.

The **Special Online Quiz** will expire at the end of every term. Please note the date and remember to access them when available.

How to Do S.O.Q

1. Go to ‘**Online Homework**’ below ‘**MY COURSES**’ > **WEMT**’ on the menu bar.



2. [Fig. 1] Click ‘Start’ button on the subject you want to attempt.

Read the instructions and when you are ready, click ‘Start’. The quiz questions will appear on the screen. When you finish all the questions, click the ‘Finish’ button at the bottom right corner.

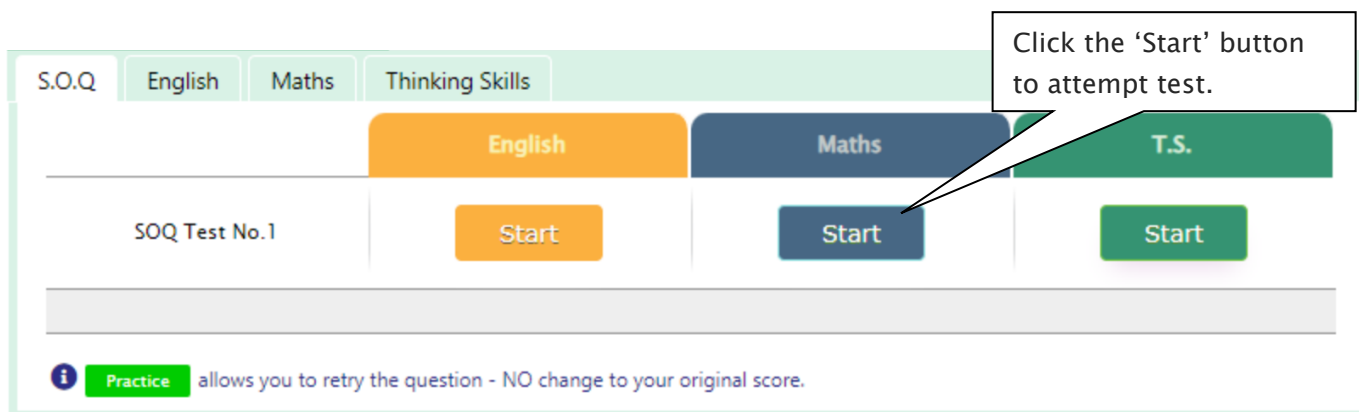
3. [Fig. 2] Test results and review service are accessible at ‘Online Test’ section.

If the test mark is ‘0’, ‘Re-Test’ button will appear to reset the test.

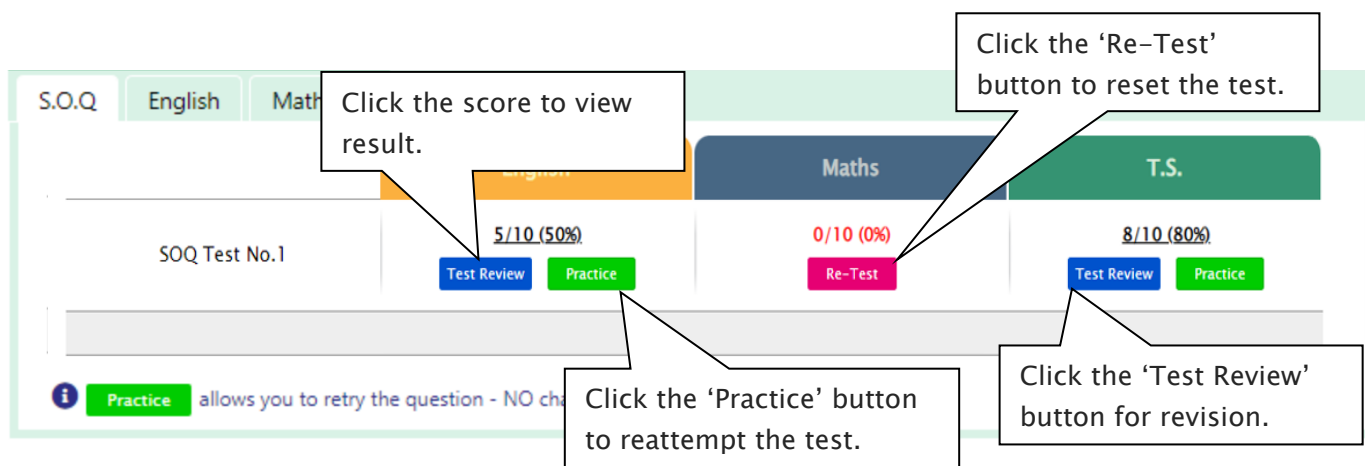
Reattempting test is available by clicking ‘Practice’ button next to the ‘Test Review’. This will not affect to the original score.

4. [Fig. 3] S.O.Q completion chart will be included on the Term Test Report, so please finish all tests by Week 9 of the term.

[Fig. 1]



[Fig. 2]



[Fig. 3]

Special Online Quiz				
Subject	No. 1	No.2	No.3	No.4
English	☹	☹	☹	☹
Mathematics	☹	☹	☹	☹
T.S.	☹	☹	☹	☹
Combined Score	☹	☹	☹	☹

What is Vocabulary Test?

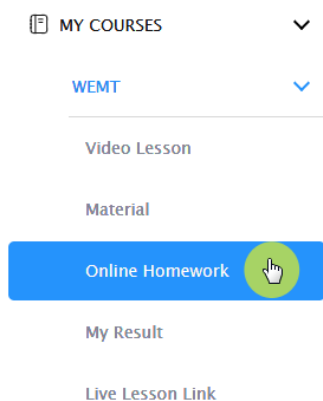
Building a strong vocabulary is critical as it improves all areas of communication and leads them to succeed in future selection tests like selective high school exam. Students with high vocabulary skills tend to have high comprehension scores in English and thinking skills tests.

For these reasons, Cyberschool is offering students the online vocabulary test each week. Students thoroughly study the Vocabulary Skills module during the week and take the test to assess their knowledge of the meaning and use of those words.

The **Vocabulary Test** will expire at the end of every term. Please note the date and remember to access them when available.

How to Do Vocabulary Test

1. Go to 'Online Homework' below 'MY COURSES > WEMT' on the menu bar.



2. [Fig. 1] Click 'Start' of each module's test.

Read the instructions and when you are ready, click 'Start.' The questions will appear on the screen. When you finish all the questions, click the 'Finish' button at the bottom right corner.

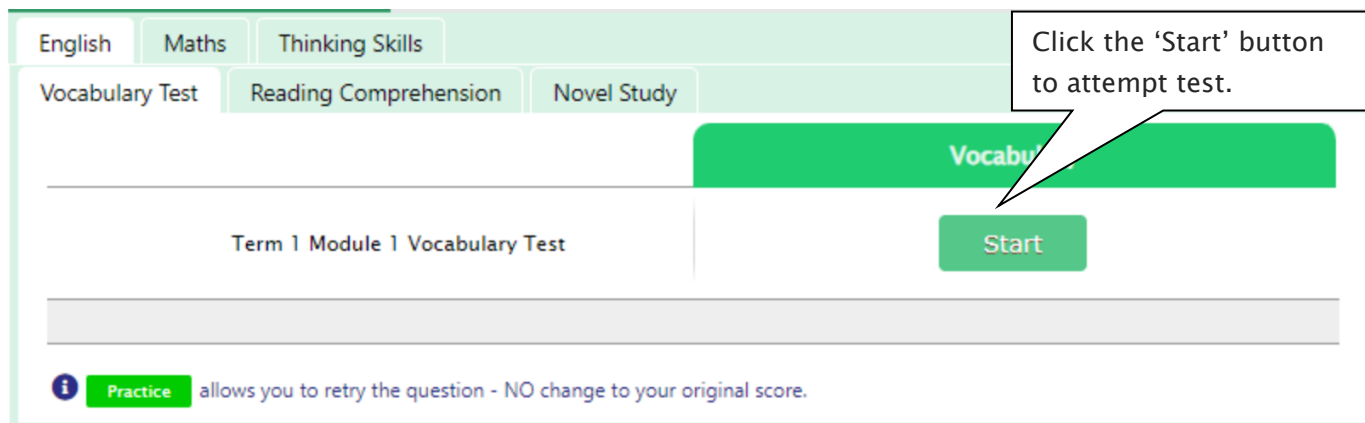
3. [Fig. 2] Test results and review service are accessible at 'Online Test' section as well.

If the test mark is '0', 'Re-Test' button will appear to reset the test.

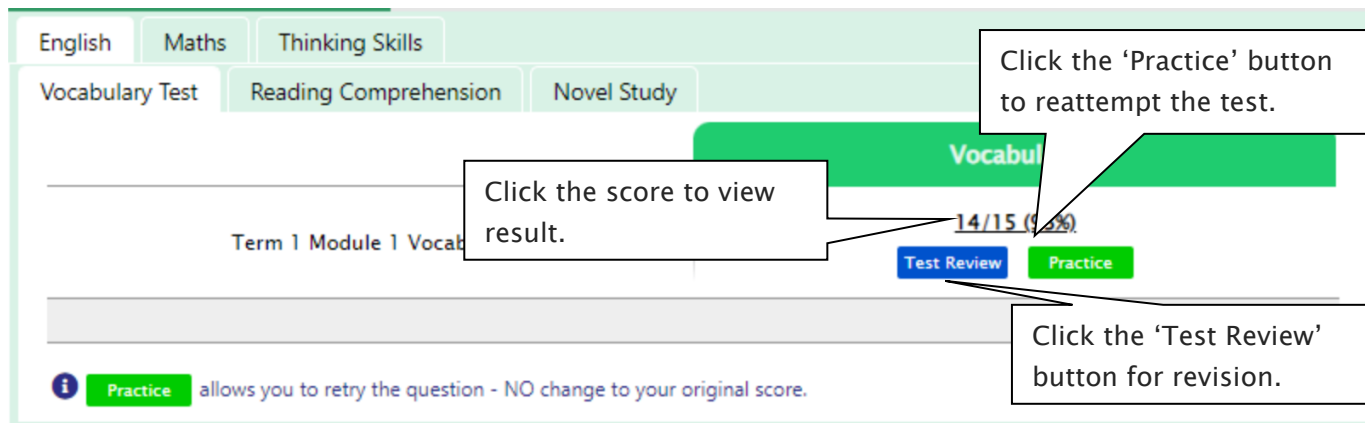
Reattempting test is available by clicking 'Practice' button next to the 'Test Review'. This will not affect to the original score.

4. Test results and review service are accessible at 'My Result' section as well.

[Fig. 1]



[Fig. 2]



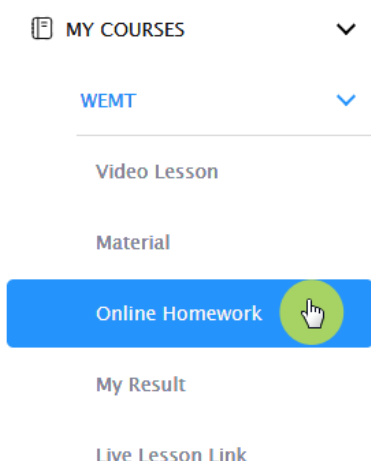
What is TS/MR Homework Question?

For more practice on Mathematical Reasoning and Thinking Skills, Year 5 WEMT course students will be able to attempt 5 questions each as a homework every week until Week 10. The **TS/MR Homework Question** will expire at the end of every term. Please note the date and remember to access them when available.

Five (5) sets of revision tests will open during the school holiday period, to support our WEMT students' continuing studies. These revision tests are designed to help students revise the previous mathematical reasoning and thinking skills topics and prepare for their next term WEMT studies.

How to Complete Homework Question

1. Go to 'Online Homework' below 'MY COURSES > WEMT' on the menu bar.



2. [Fig. 1] Click 'Start' of each module's test.

[Fig. 1]

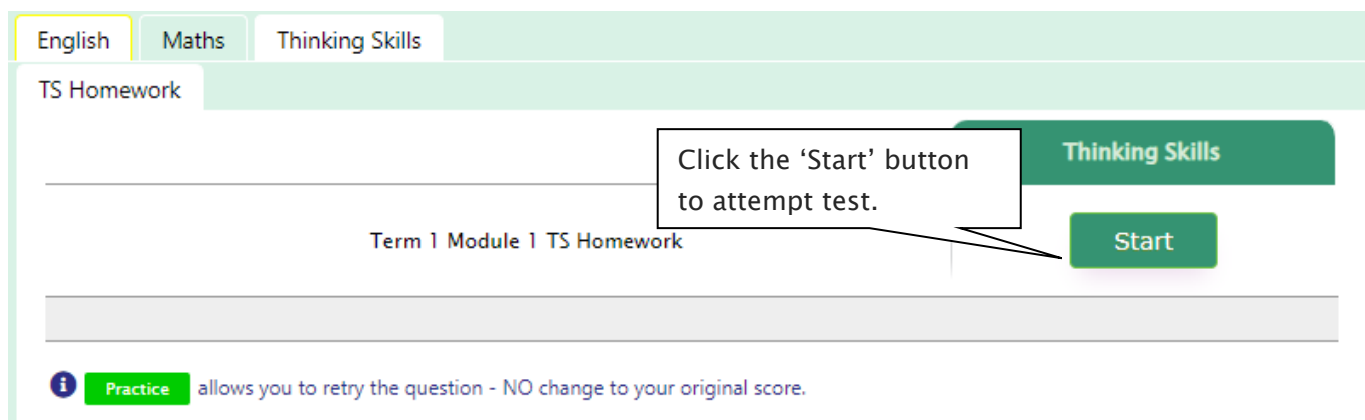
Read the instructions and when you are ready, click 'Start.' The questions will appear on the screen. When you finish all the questions, click the 'Finish' button at the bottom right corner.

3. [Fig. 2] Test results and review service are accessible at 'Online Test' section as well.

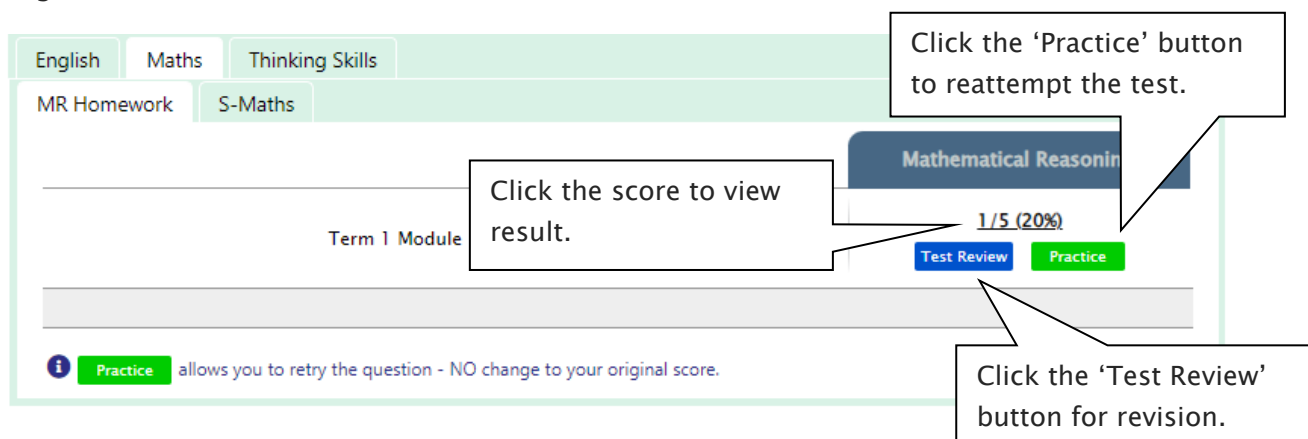
If the test mark is '0', 'Re-Test' button will appear to reset the test.

Reattempting test is available by clicking 'Practice' button next to the 'Test Review'. This will not affect to the original score.

4. Test results and review service are accessible at 'My Result' section as well.



[Fig. 2]



What is Year 5 Standard WEMT Re-Writing?

Year 5 WEMT Writing lesson is designed as below.

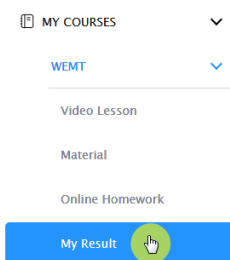
- **THEORY LESSON WEEK** (weeks 1, 4, 7): Students will be introduced to the Writing Text Type in class.
- **WRITING TASK WEEK** (weeks 2, 5, 8): Students complete their writing module in class under teacher’s guidance and submit for teacher’s marking and feedback.
- **REVIEW WEEK** (weeks 3, 6, 9): Teachers return the marked writing to students with feedback. They then discuss more in-depth with students using the review module.

After reviewing the previous week’s writing module with your teacher, you can attempt the same module task again at home. Log in to Cyberschool and submit your rewriting by the due date. Your teacher will then assess it and provide additional feedback.



How to Do WEMT Re-Writing

1. Go to ‘My Result’ below ‘MY COURSES > WEMT’ on the menu bar.
2. Click ‘Retry’ button to start the test. Type your writing within given time and submit the writing by clicking ‘Finish’ button.
3. Test results will be sent out via email in 1-2 days.



My Result

Writing	Content & Ideas	Organisation	Sentence Structure & Grammar	Spelling & Vocabulary	Waiting	Total Score	Action
Writing No.7 Narrative	4/5	4/5	3/5	4/5	3/5	18/25 (72%)	Retry

The result for Term 4 will be available online until 08/01/2024 24:00 [UTC/GMT+10 (AEST)]

* [Waiting] in Writing Score = Waiting to be marked by teacher.

Year 5 Standard WEMT Re-Writing – FAQ

- Q. Who can access the WEMT rewriting service?
- A. It's for Year 5 Standard WEMT (Advanced) students. **Not applicable for the Cyber WEMT and other grade students.**
- Q. When and how long can I access the WEMT rewriting service?
- A. The service will open on REVIEW week (weeks 3, 6 and 9) and available until the expiry date of each module.
- Q. Is there a time limit for rewriting?
- A. Yes, you will have 25 minutes to type and submit your writing.
- Q. After submitting my rewriting, how can I check the outcome?
- A. Once the assessment of your rewriting finishes marking (usually 1–2 days later), you will receive the results via email.
- Q. I cannot find 'Retry' button.
- A. Re-Writing service are provided to students who have the marked scores of writing task from Writing TASK week (Weeks 2, 5, 8).

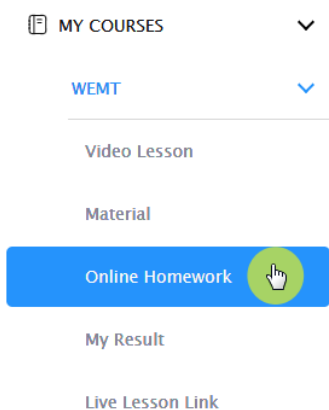
What is Supplementary Maths Homework?

The Supplementary Maths (S-Maths) online homework is provided to Year 5 WEMT students as an extra homework. Each week’s test corresponds to the topics studied in the respective module of the WEMT Maths book. Students are encouraged to complete weekly test questions to develop a strong mathematical skill.

The S-Maths module questions will expire at the end of every term. Please note the date and remember to access them when available.

How to Do S-Maths Homework

- 2. Go to ‘Online Homework’ below ‘MY COURSES > WEMT’ on the menu bar.



Read the instructions and when you are ready, click ‘Start.’ The questions will appear on the screen. When you finish all the questions, click the ‘Finish’ button at the bottom right corner.

- 4. [Fig. 2] Test results and review service are accessible at ‘Online Test’ section as well.

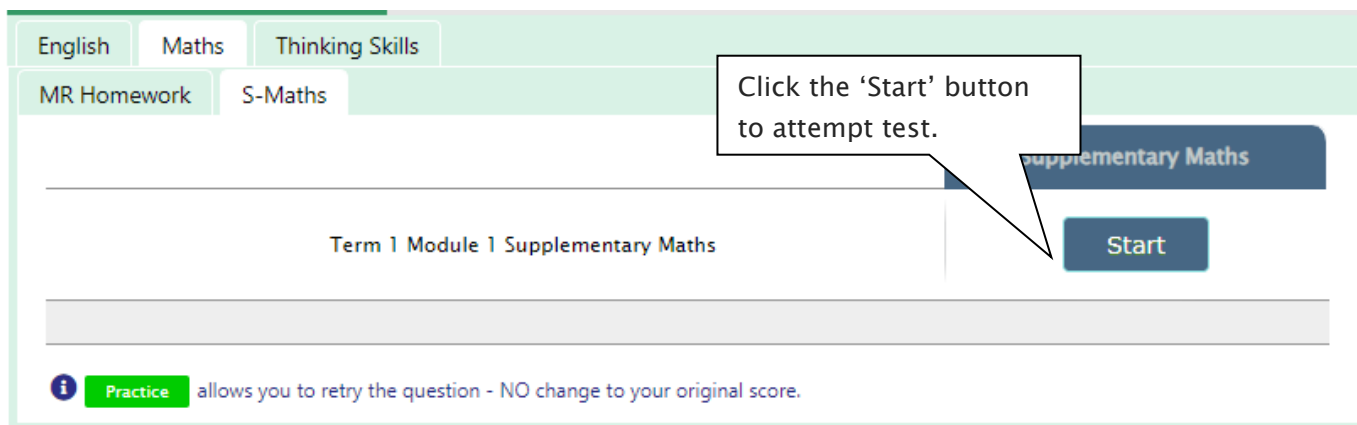
If the test mark is ‘0’, ‘Re-Test’ button will appear to reset the test.

Reattempting test is available by clicking ‘Practice’ button next to the ‘Test Review’. This will not affect to the original score.

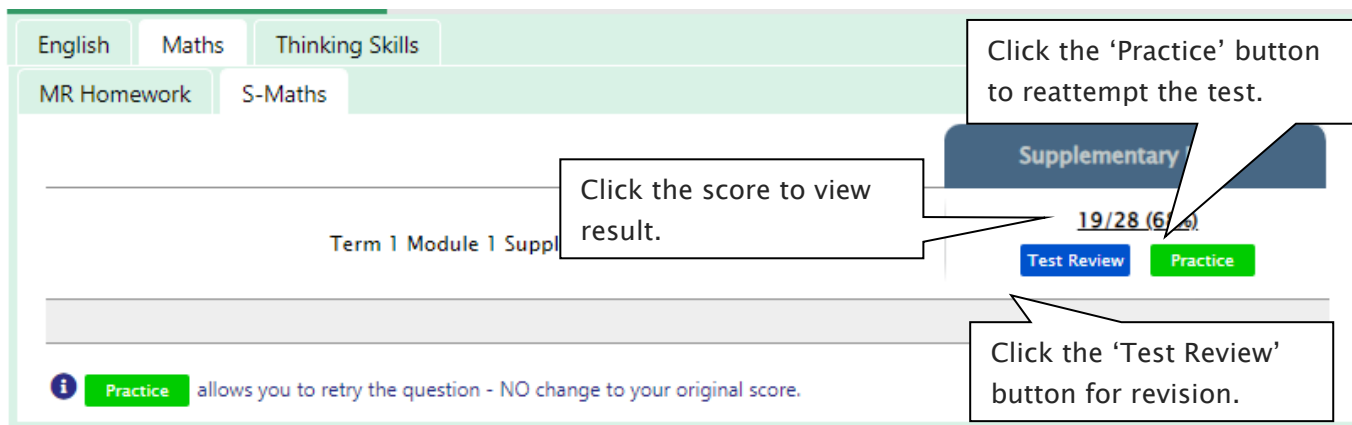
- 2. [Fig. 1] Click ‘Start’ of each module’s test.

- 5. Test results and review service are accessible at ‘My Result’ section as well.

[Fig. 1]



[Fig. 2]



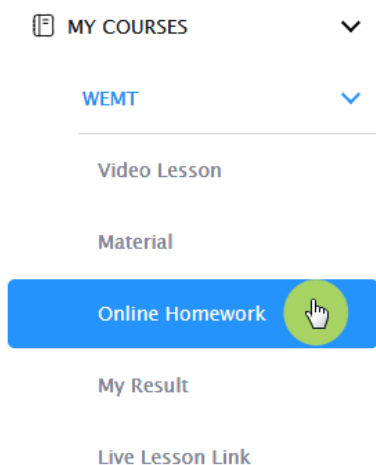
What is Novel Study Homework?

For more practice on English, Year 5 WEMT course students will be able to attempt additional module questions of Novel Study as a homework during the term.

Each week’s test will be posted on Saturday, and available to complete until the end of the next holiday course period. Each module corresponds to the chapter(s) of the respective module of the WEMT Novel book. Students will be tested Comprehension, Quotes, Verbal Reasoning, Language and Vocabulary questions.

How to Do Novel Study Homework

1. Go to ‘Online Homework’ below ‘MY COURSES > WEMT’ on the menu bar.



2. [Fig. 1] Click ‘Start’ of each module’s test.

Read the instructions and when you are ready, click ‘Start.’ The questions will appear on the screen. When you finish all the questions, click the ‘Finish’ button at the bottom right corner.

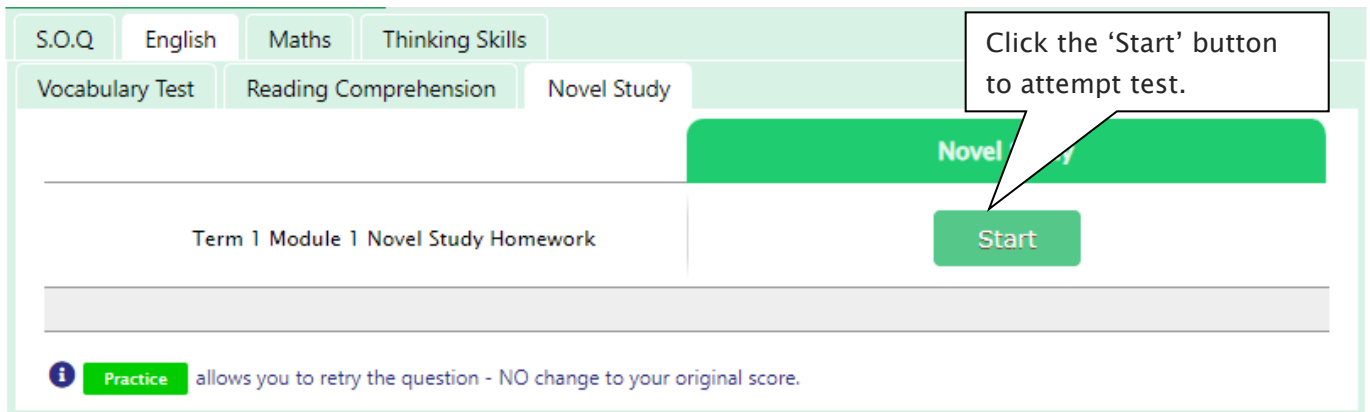
3. [Fig. 2] Test results and review service are accessible at ‘Online Test’ section as well.

If the test mark is ‘0’, ‘Re-Test’ button will appear to reset the test.

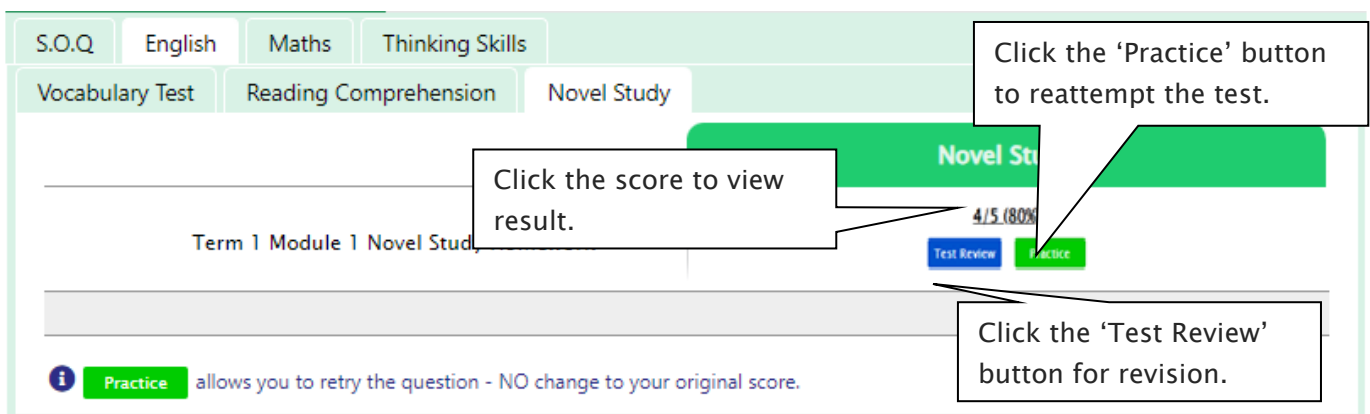
Reattempting test is available by clicking ‘Practice’ button next to the ‘Test Review’. This will not affect to the original score.

4. Test results and review service are accessible at ‘My Result’ section as well.

[Fig. 1]



[Fig. 2]



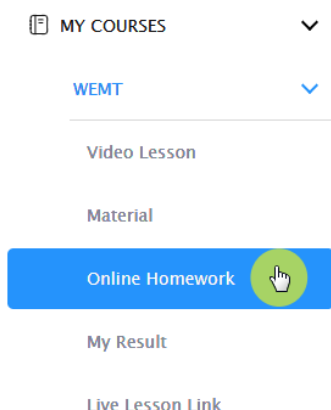
What is Reading Comprehension Tests?

For more practice on English, Year 5 WEMT course students will be able to attempt additional practice questions of Reading Comprehension during the term.

Each week’s practice question set will be posted on Saturday, and available to complete during the term. Practice questions of different text and question types will be helpful for students who prepare for selective high school exam.

How to Do Reading Comprehension Tests

- 2. Go to ‘Online Homework’ below ‘MY COURSES > WEMT’ on the menu bar.



Read the instructions and when you are ready, click ‘Start.’ The questions will appear on the screen. When you finish all the questions, click the ‘Finish’ button at the bottom right corner.

- 5. [Fig. 2] Test results and review service are accessible at ‘Online Test’ section as well.

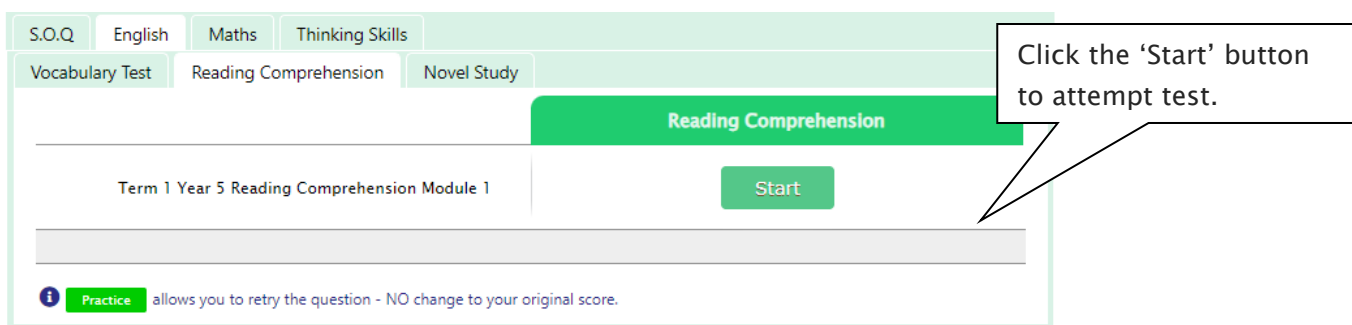
If the test mark is ‘0’, ‘Re-Test’ button will appear to reset the test.

Reattempting test is available by clicking ‘Practice’ button next to the ‘Test Review’. This will not affect to the original score.

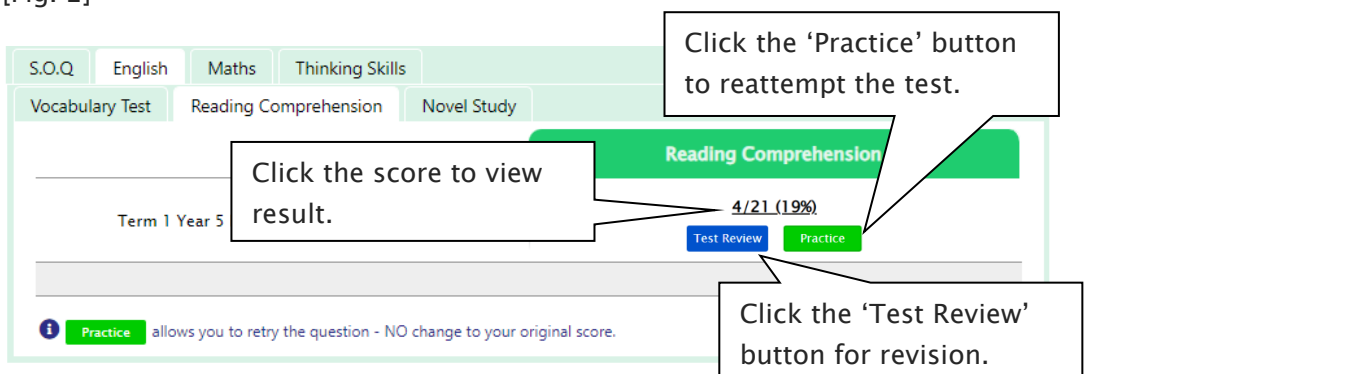
- 3. [Fig. 1] Click ‘Start’ of each module’s test.

- 6. Test results and review service are accessible at ‘My Result’ section as well.

[Fig. 1]



[Fig. 2]



What is the Online Term Test?

Year 5 WEMT course students will take the term tests in week 8 of each term. Term test is for assessment and subsequent reporting — generating valuable feedback for students and parents, this also will be the only indicator of next term’s class allocation.

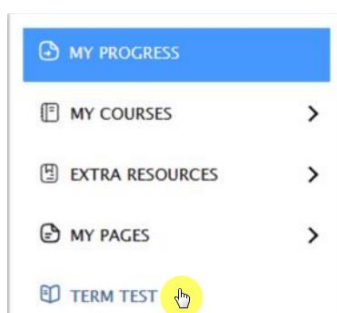
Students must complete all tests within the test opening period as there will be NO catch-up tests available after the test period.

Term test reports will be sent out to the parents by email at the end of the term. The report contains the information about total marks, achievement level (position), comprehensive comments on each test component and students’ Special Online Quiz (S.O.Q) scores. Students must complete all S.O.Q by Week 9 to make the scores available on their report.

Students can access the term test review service during the first week of each school holiday period and review the (max 10) Maths and Thinking Skills term test questions they missed. They are encouraged to revise all questions it provides and build up a solid foundation before their next term’s studies.

How to Complete the Online Term Test

1. Go to ‘TERM TEST’ on the menu bar.
2. [Fig. 1] You will then see the test subjects and start buttons like below. Click ‘Start’ button to begin the test. Read the test instruction and when you’re ready, click ‘Start’ at the bottom of the screen.
3. Read each question carefully and show your answer using the mouse.
4. When you completed the test, click ‘Finish’ button at the bottom right corner.



[Fig. 1]

Online Test



Below is the Overall Cyberschool Service Schedule for 2024 Term 1 Year 5 WEMT Course.

Week	Module Answer Vocabulary Test S-Maths H/W Novel Study H/W Reading Comprehension	TS/MR Homework	Online Live Lesson	S.O.Q	Term Test		WEMT Re-Writing (Standard WEMT)		Video Lesson	
	Service Start	Service Start	Registration Open	Service Start	Service Start	Service End	Service Start	Service End	Service Start	Service End
Week 1	27/01/2024	27/01/2024	27/01/2024						27/01/2024	19/02/2024
Week 2	03/02/2024	03/02/2024	03/02/2024	03/02/2024					03/02/2024	26/02/2024
Week 3	10/02/2024	10/02/2024	10/02/2024				10/02/2024	23/02/2024	10/02/2024	04/03/2024
Week 4	17/02/2024	17/02/2024	17/02/2024	17/02/2024					17/02/2024	11/03/2024
Week 5	24/02/2024	24/02/2024	24/02/2024						24/02/2024	18/03/2024
Week 6	02/03/2024	02/03/2024	02/03/2024	02/03/2024			02/03/2024	15/03/2024	02/03/2024	25/03/2024

Week	Module Answer Vocabulary Test S-Maths H/W Novel Study H/W Reading Comprehension	TS/MR Homework	Online Live Lesson	S.O.Q	Term Test		WEMT Re-Writing (Standard WEMT)		Video Lesson	
	Service Start	Service Start	Registration Open	Service Start	Service Start	Service End	Service Start	Service End	Service Start	Service End
Week 7	09/03/2024	09/03/2024	09/03/2024						09/03/2024	01/04/2024
Week 8	16/03/2024	16/03/2024	16/03/2024	16/03/2024	16/03/2024	22/03/2024			16/03/2024	08/04/2024
Week 9	23/03/2024	23/03/2024	23/03/2024				23/03/2024	05/04/2024	23/03/2024	15/04/2024
Week 10	02/04/2024	02/04/2024	30/03/2024						02/04/2024	25/04/2024
Week 11	09/04/2024		06/04/2024						09/04/2024	26/04/2024

Module Answer, S.O.Q, Weekly Vocabulary Test, S-Maths, Novel Study and Reading Comprehension will be available until 26th April 2024.

Weekly TS/MR Homework will be available until the last day of Term 1 - 14th April 2024.

TS/MR Homework Revision Test will be available during the holiday - 15th April 2024 to 26th April 2024.

Term Test Review will be available from 15th April 2024 to 21st April 2024.

DISCLAIMER: DETAILS OF THE SERVICE SUBJECT TO CHANGE WITHOUT PRIOR NOTICE.